

# EDGERS

## Perfect Edge™ For A Perfect Look!

ECHO Perfect Edge™ edgers give that perfect manicured look to commercial properties and residential home sites. Nothing finishes a yard like a crisp edge between a sidewalk and the turf. Lightweight and easy-to-maneuver, ECHO Edgers deliver superior power and durability with more torque for exceptional performance and are the first choice of lawn care professionals. All ECHO Edgers are backed by a 5-year consumer and 2-year commercial warranty.



### ECHO Edger Features and Benefits

- A** Tool-less air filter cover for easy access
- B** Professional-grade felt air filtration for long engine life
- C** 2-stage air filter for improved filtration and long engine life
- D** i-30™ starting system for reduced effort starting
- E** Digital ignition system for easy starting
- F** Purge bulb for easier starting
- G** New cylinder/piston plating for increased engine life
- H** Ergonomic throttle handle with rubber over-mold for comfort
- I** Ergonomic, adjustable handle for a custom fit
- J** Engine vibration-reduction system for operator comfort
- K** Pro-Torque™ gear case for long-lasting durability
- L** Metal skid plate for reduced wear to debris shield
- M** Durable, molded shield for reduced material kickback
- N** Clog-resistant, open-face metal shield for reduced clogging
- O** Sight line on shield for straighter cuts
- P** Heavy-duty adjustable guide wheel with solid rubber tread

[Edger Specification Chart pg. 27](#)

### Clean Edges Deserve Clean Cracks!



#### Crack Chaser Wire Wheel

- For clearing cracks in driveways, paver bricks and other constructed surfaces.
- 6-7/8" Diameter, 25 mm Arbor Size.
- Part #99944206000



#### Edger Shield Guard

- Protects the gear case from wear.
- Part #900104



#### 8" Edger Blades

- For edging driveways, sidewalks, flower beds and other borders.
- .181" Blade Thickness (2 Pk) Part #69601553630
- .181" Blade Thickness (25 Pk) Part #99944205000
- .090" Blade Thickness (2 Pk) Part #69601552632
- .090" Blade Thickness (50 Pk) Part #99944201000

#### PE-225

Great choice for residential and commercial properties.

- 21.2 cc professional-grade, 2-stroke engine
- Patented rubber debris flap
- 1.57:1 gear reduction ratio

**A B D E F**  
**I L M P**

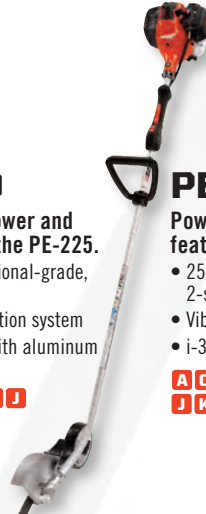


#### PE-230

A step-up in power and features over the PE-225.

- 22.8 cc professional-grade, 2-stroke engine
- Vibration-reduction system
- Larger clutch with aluminum housing

**A B E F H I J**  
**K L N O P**




#### PE-266

Powerful performance, features, and results.

- 25.4 cc professional-grade, 2-stroke engine
- Vibration-reduction system
- i-30™ starting technology

**A C D E F G H I**  
**J K L N O P**




#### PE-266S

Straight shaft reduces cable wear.

- 25.4 cc professional-grade, 2-stroke engine
- Vibration-reduction system
- i-30™ starting technology

**A C D E F G H I**  
**J K L N O P**

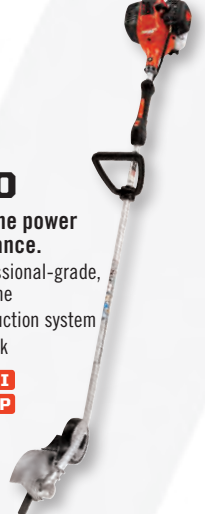


#### PE-280

Top-of-the-line power and performance.

- 28.1 cc professional-grade, 2-stroke engine
- Vibration-reduction system
- Large fuel tank

**A C E F H I**  
**J K L N O P**



For more information on ECHO Edgers including specifications, attachments and accessories, scan this QR code with your smartphone's QR code app.



800-432-ECHO  
WWW.ECHO-USA.COM  
ONLY PROFESSIONAL GRADE