

TRIMMERS

TRIMMER SPECIFICATIONS

Model	Engine Disp. (cc)	Carburetor (w/ Purge Pump)	Fuel Capacity (fl. oz.)	Shaft Length (in)	Shaft Type	Starting System	Cutting Head	Cutting Swath (in)	Shield	Drive Shaft	Arbor (mm)	Nylon Line (in dia)	Dry Weight (lb)*	Dry Weight (lb)**
GT-225	21.2	Rotary	14.9	48	Curved	i-30™	Rapid-Loader™	16	Std. GT	4-Layer Cable	-	.080 Cross-Fire®	10.1	9.6
GT-225i	21.2	Rotary	14.9	48	Curved	i-75™	Rapid-Loader™	16	Std. GT	4-Layer Cable	-	.080 Cross-Fire®	10.6	10.1
GT-230	22.8	Rotary	19.1	52	Curved	Standard	ECHOMATIC™	16	Std. GT	4-Layer Cable	-	.080 Cross-Fire®	11.5	10.5
SRM-225	21.2	Rotary	14.9	59	Straight	i-30™	Speed-Feed®	17	Std. SRM	4-Layer Cable	20	.095 Cross-Fire®	12	11.1
SRM-225i	21.2	Rotary	14.9	59	Straight	i-75™	Speed-Feed®	17	Std. SRM	4-Layer Cable	20	.095 Cross-Fire®	12.5	11.6
SRM-230	22.8	Rotary	19.1	59	Straight	Standard	Speed-Feed®	17	Std. SRM	4-Layer Cable	20	.095 Cross-Fire®	12.2	11.3
SRM-266	25.4	Rotary	16.9	59	Straight	i-30™	High-Cap. Speed-Feed®	17	Std. SRM	4-Layer Cable	20	.095 Cross-Fire®	13.4	12.5
SRM-266S	25.4	Rotary	16.9	59	Straight	i-30™	High-Cap. Speed-Feed®	17	Std. SRM	Solid Steel	20	.095 Cross-Fire®	13.1	12.2
SRM-266T	25.4	Rotary	16.9	59	Straight	i-30™	High-Cap. Speed-Feed®	17	Std. SRM	4-Layer Cable	20	.095 Cross-Fire®	13.6	12.8
SRM-280	28.1	Rotary	21.1	59	Straight	Standard	ECHOMATIC Pro™	17	Std. SRM	4-Layer Cable	20	.095 Cross-Fire®	13.4	12.5
SRM-280S	28.1	Rotary	21.1	59	Straight	Standard	ECHOMATIC Pro™	17	Std. SRM	Solid Steel	20	.095 Cross-Fire®	13.1	12.2
SRM-280T	28.1	Rotary	21.1	59	Straight	Standard	ECHOMATIC™	17	Std. SRM	4-Layer Cable	20	.095 Cross-Fire®	13.5	12.8

TRIMMER CUTTING ATTACHMENTS

Model	GT ECHOMATIC® Head	SRM ECHOMATIC® Head	Maxi-Cut II Weed Cutter GT-Series	Pro Maxi-Cut II Weed Cutter Pro™	SRM ECHOMATIC Pro™ Head	SRM Fixed Head	Speed-Feed™ Head	High-Capacity Speed-Feed™ U Turn™ Head	SRM Manual Head	2-Line Rapid-Loader™ Head	3-Line Rapid-Loader™ Head	8-Tooth Grass and Weed Blade	8" Brush Blade	8" 22-Tooth Saw Blade	3 Cutter Metal Blade	10" Tri-Cut Plastic Blade SRM-series	
GT-225	■			■*2													
GT-225i	■			■*2													
GT-230	▲			■*2													
SRM-225		■		■*2	■	■	▲		■				■*	■*	■*	■*2	
SRM-225i		■		■*2	■	■	▲		■				■*	■*	■*	■*2	
SRM-230		■		■*2	■	■	▲		■				■*	■*	■*	■*2	
SRM-266		■		■*2	■	■	▲		■				■*	■*	■*	■*2	
SRM-266S		■		■*2	■	■	▲		■				■*	■*	■*	■*2	
SRM-266T		■		■*2	■	■	▲		■				■*	■*	■*	■*2	
SRM-280		■		■*2	■▲	■	▲		■				■*	■*	■*	■*2	
SRM-280S		■		■*2	■▲	■	▲		■				■*	■*	■*	■*2	
SRM-280T		▲		■*2	■	■	▲		■				■*	■*	■*	■*2	
Line Dia./ Max dia.	.080"/.105"	.095"/.105"	-	-	.095"/.130"	.130"	.080"/.105"	.080"/.105"	.095"/.105"	.095"/.155"	.095"/.155"	.095"/.155"	20mm Arbor 25mm Arbor	20mm Arbor 25mm Arbor	20mm Arbor	20mm Arbor 25mm Arbor	25mm Arbor
Part #	99944200240	21560070	215311	215511	21560031	99944200220	99944200902	99944200903	99944200900	21560060	21560056	99944200221	69600120331 69600121431	69500120331 69500121431	99944200130	99944200047	99944200030

Standard ▲ Optional ■ *1. U-handle kit or barrier bar is required for metal blade use. 2. Blade conversion kit is required for metal blades and tri-cut blade.

Speed-Feed® Fast-Loading Trimmer Head™

Speed-Feed is perfectly balanced for vibration-free operation and comes pre-loaded with premium .095" dia. Cross-Fire® line. Watch the video at www.speedfeedhead.com to see it in action.



Speed-Feed®

Standard Capacity

- .095" dia. line
- Max. .105" dia.

Part #99944200902



Speed-Feed®

High Capacity

- .095" dia. line
- Max. .130" dia.

Part #99944200903

TRIMMER LINE

Type	Package Size	.065" Diam.	.080" Diam.	.095" Diam.	.105" Diam.	.130" Diam.	.155" Diam.*
Cross-Fire® Premium Trimmer Line	40 ft Loop	102152652	102152802	102152952	—	—	—
	1/2 lb Donut	306065051	306080052	306095053	306105055	—	—
	1 lb Donut	—	311080062	311095063	311105065	311130064	311155066
	3 lb Spool	—	314080052	314095053	314105055	314130054	314155056
5 lb Spool	—	316080052	316095053	316105055	316130054	316155056	—
Professional-Grade Round Trimmer Line	40 ft Loop	102142652	102142802	102142952	—	—	—
	1/2 lb Donut	305065051	305080052	305095053	305105055	305130054	—
	1 lb Donut	310065061	310080062	310095063	310105065	310130064	—
	3 lb Spool	—	313080052	313095053	313105055	313130054	—
5 lb Spool	315065051	315080052	315095053	315105055	315130054	—	—
Rapid-Loader™ Precut Line	10 Count, 8" L	—	102202953	102202952	102202105	102202130	102202155
	20 Count, 8" L	—	102212131	102212952	102212105	102212130	102212155
	50 Count, 8" L	—	10222156	102222952	102222105	102222130	102222155
Heavy-Duty Precut Fixed Line	10 Count, 21" L	—	—	—	—	—	102223155
	20 Count, 21" L	—	—	—	—	—	102224155
	50 Count, 21" L	—	—	—	—	—	102225155








*.155" diameter line is recommended for models with 25 cc or higher engines.



For more information on ECHO Trimmer Cutting Heads, scan this QR code with your smartphone's QR code app.



TRIMMER ACCESSORIES

Model	Barrier Bar	Offset U-Handle Kit	Blade Conversion Kit	Shoulder Strap Kit	Heavy-duty 4-Point Brushcutter Harness	Tiller/Cultivator Attachment	Edger Attachment
SRM-210/211/210i/211i/210U/211U/210SB/211SB/ PAS210/211 - SN: 02001001-04999999	 99944200455	 35130454130	 99944200418 99944200422*	 99944200200	 99944200202	 SRAC-200	 99944230001
SRM-210/211/210i/211i/210U/211U/210B/211SB/ 230/231/230S/231S/230U/231U/ PAS210/211/230/231 - SN: 05001001-07999999	99944200455	35130454230	99944200418 99944200422*	99944200200	99944200202	SRAC-200**	99944230001
SRM-225/225i/225SB/225U	99944200455	99944200435	99944200418 99944200422*	99944200200	99944200202	SRAC-200	99944230001
SRM-260/261/260S/261S/260U/261U/260SB/261SB/ PAS-260/261	99944200455	99944200661	99944200418 99944200422*	99944200200	99944200202	SRAC-200**	99944230001
SRM-261T	99944200455	99944200661	99944200422*	99944200200	99944200202	—	99944230001
SRM-265/265S/265U/266/266S/266U	C405000170	99944200675	99944200418 99944200422*	99944200200	99944200202	SRAC-200**	99944230001*
SRM-265T/266T	C405000170	99944200675	99944200422*	99944200200	99944200202	SRAC-200	99944230001
SRM-280/280S/280U	C405000170	99944200689	99944200418 99944200422*	99944200200	99944200202	SRAC-200**	99944230001*
SRM-280T	C405000170	99944200689	99944200422*	99944200200	99944200202	SRAC-200	99944230001
SRM-310/311/310S/311S	99944200455	99944200661	99944200418 99944200422*	99944200200	99944200202	SRAC-400**	99944230001*
SRM-340	99944200455	35130455830	99944200418	99944200200	99944200202	SRAC-400	—
All GT Models	—	—	—	99944200201	—	—	—

* Kit 99944200422 includes 8" 8-tooth grass and weed blade (20mm arbor).

** Tiller/Cultivator attachment not available for: SRM-230S/231S/260S/261S/265S/310S/311S/2501S.

* Edger attachment not available for SRM-265S/266S/280S/311S

Edger Attachment

- Turn your trimmer into a lawn edger with this attachment
- Part #99944230001



Heavy-Duty Harness

- 4-pt. harness makes handling easier
- Part #99944200202



To Use These Blades	Pro Maxi-Cut Grass/Weed Blade	Rigid Plastic Tri-Cut Grass/Weed Blade	Metal Blades
You must install these parts! >	Loop Handle or Barrier Bar	Barrier Bar or U-Handle	Barrier Bar or U-Handle
	Plastic Shield	Plastic Shield	Metal Shield
	Harness	Harness	Harness
	Upper Plate & Flat Washer	Upper Plate & Glide Cup	Upper/Lower Blade Plates
	Hex Nut	Hex Nut	Hex Nut
	New Cotter Pin	New Cotter Pin	New Cotter Pin

BLADE AND CUTTING HEAD APPLICATION GUIDE

Part Number	Model	Cutting Around Obstacles	Cutting Small Weeds	Cutting Large Weeds	Reeds, Bushes, Heavy Grass	Bushes, Small Trees
99944200902	Speed-Feed® Head	●	●			
99944200903	Speed-Feed® High Capacity Head	●	●			
99944200900	U Turn® Head	●	●			
21560059	Rapid-Loader™ Universal Head	●	●			
21560040	GT ECHOMATIC® Head	●	●			
99944200240	Dual-Line GT ECHOMATIC® Head	●	●			
21560050	SRM ECHOMATIC® Head	●	●			
99944200250	SRM ECHOMATIC® II High Capacity Head	●	●			
21560030	SRM ECHOMATIC Pro™ Head	●	●			
99944200190	CLS ECHOMATIC® Head	●	●			
99944200220	Heavy-Duty Fixed Line Head	●	●	●		
21560060	SRM Manual Head	●	●			
99944200180	CLS Manual Head	●	●			
21560056	2-Line Rapid-Loader™ Head	●	●			
99944200221	3-Line Rapid-Loader™ Head	●	●			
215311	Maxi-Cut Weed Cutter		●	●		
215511	Pro Maxi-Cut Weed Cutter		●	●		
99944200030	10" Tri-Cut Plastic Blade (20 mm arbor)		●	●		
99944200040	10" Tri-Cut Plastic Blade (25 mm arbor)		●	●		
99944200047	3 Cutter Metal Blade		●	●		
69600120331	8-Tooth Grass & Weed Blade (20 mm arbor)		●	●		
69600121431	8-Tooth Grass & Weed Blade (25 mm arbor)		●	●		
69500108331	7" Brush Blade		●	●		●
69500120331	8" Brush Blade		●	●		●
69500121431	10" Brush Blade		●	●		●
99944200130	8" Clearing Saw Blade (20 mm arbor)					●
99944200140	8" Clearing Saw Blade (25 mm arbor)					●