



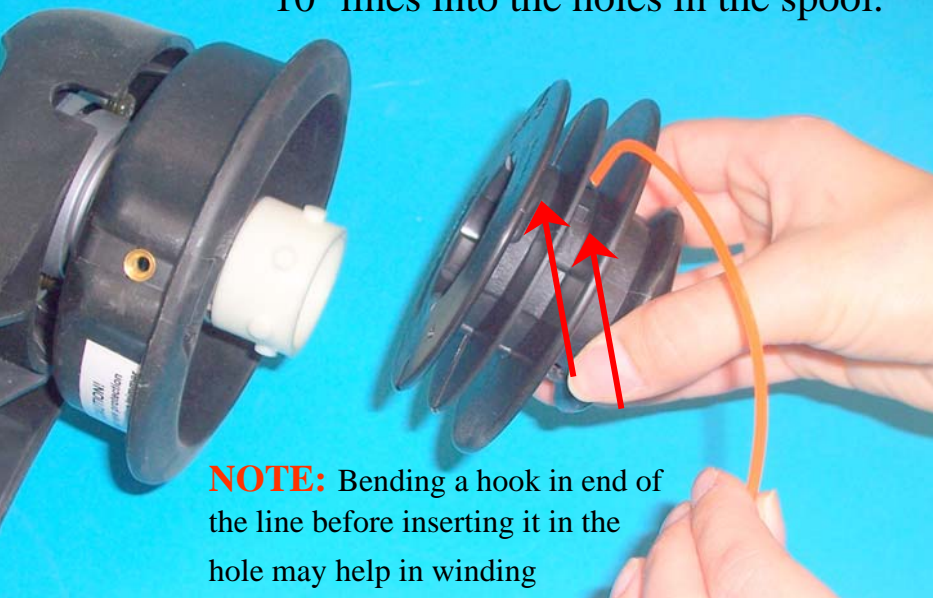
1. Do not push spool in. Hold drum and turn spool clockwise until peg clicks and disappears from hole.




2. Pull spool out of drum.




4. Insert one end of each of the two 10' lines into the holes in the spool.




5. Wind both lines tightly and evenly (one on each side of the barrier) in the direction of the arrow



6. Place ends of lines into notches in spool, leaving 6 inches of line protruding



7. Feed ends of line outward through eyelets in drum.



8. Line up inner drive pegs with grooves in spool, and push spool into drum.



9. Hold spool to keep from coming out, and pull each line to disengage from notches

10. Hold drum and twist spool counter clockwise until peg clicks into hole

